

# Maxi-Dry

Dry Disconnect Couplings

**PART MD\*\*A  
MAXI-DRY  
ADAPTER**

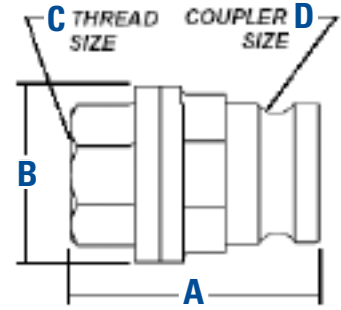
ADAPTER X FEMALE  
NPT THREAD

Made in U.S.A.



Size	1 1/2"	2"	3"	3" x 4"
Press. Rating	200 PSI	150 PSI	125 PSI	125 PSI
Adapter	MD15A	MD20A	MD30A	MD30X40A
A	4.3"	5.2"	6.8"	6.8"
B	3.2"	3.7"	5.6"	5.6"
C	1 1/2" NPT	2" NPT	3" NPT	4" NPT
D	2"	2.5"	4"	4"


\*Dimensions are in inches



**PART MD\*\*D  
MAXI-DRY  
COUPLER**

COUPLER X FEMALE  
NPT THREAD

Made in U.S.A.



**PART MD\*\*20PFA  
MAXI-DRY  
FLANGED ADAPTER**

Made in U.S.A.



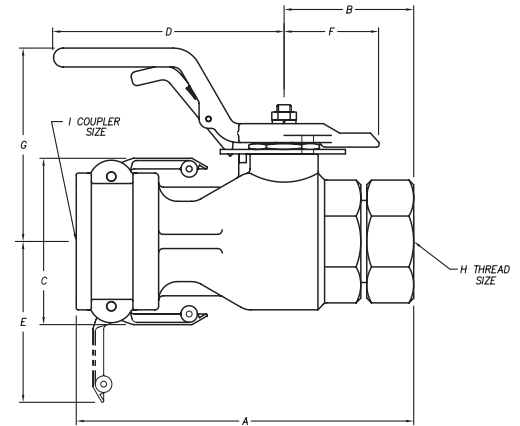
**PART MD\*\*  
DSSW-MAXI-DRY**

STRAIGHT SWIVEL  
COUPLER X FEMALE NPT  
THREAD SWIVEL

Made in U.S.A.




Size	2"
Coupler	MD20D Swivel
Press. Rating	150 PSI
A	9"
B	3.5"
C	4.4"
D	6.1"
E	4.3"
F	2.5"
G	5.1"
H	2" NPT
I	2.5"



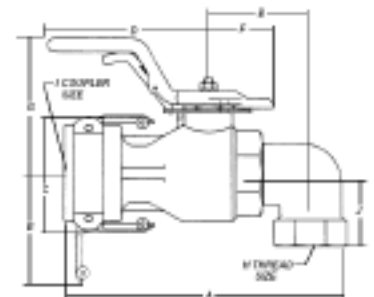
**PART MD\*\*D90-**

MAXI-DRY COUPLER  
90° SWIVEL  
COUPLER X FEMALE NPT  
THREAD 90° ELBOW  
SWIVEL

Made in U.S.A.



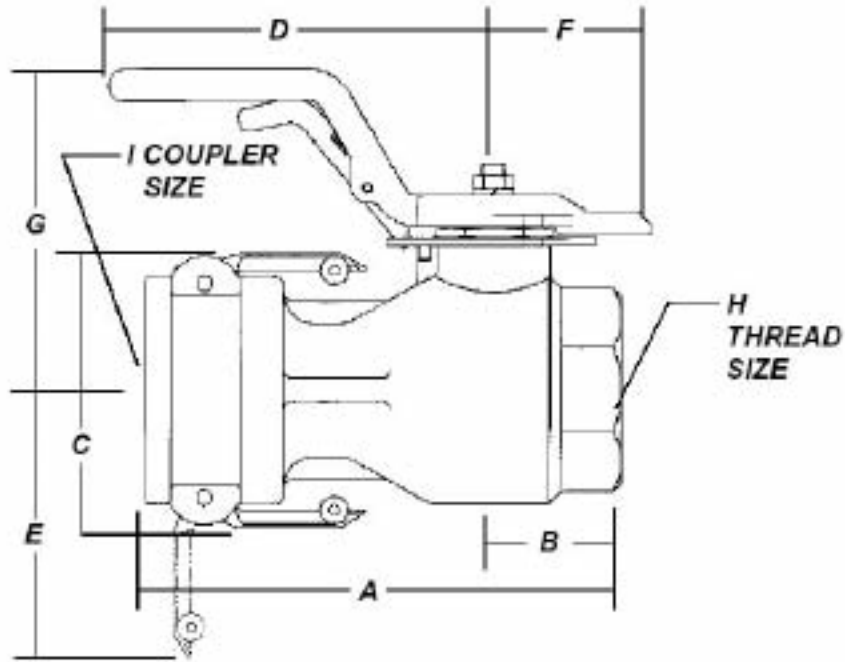
Coupler	MD20D 90 degree Swivel	MD30D 90 Degree
Press. Rating	150 PSI	125 PSI
A	10.9"	14.05"
B	4"	5"
C	4.4"	6.85"
D	6.1"	9"
E	4.3"	5.5"
F	2.5"	4"
G	5.1"	6.2"
H	1" NPT	3" NPT
I	2.5"	4"
J	2.8"	4.4"



\* Dimensions are in inches.

# MAXI-DRY ADVANTAGES

- Locking Handle
- All internal components are Stainless Steel
- Interchangeable with competitors
- Materials available for special uses are: Aluminum, Stainless Steel, Exotic Alloys
- Gasket Materials: Buna, Viton, EPDM, Teflon, Chemrez, Kalrez
- Higher pressure ratings than competition
- Coupler can be drained if necessary to minimize thermal expansion
- Male and Female cannot be disconnected while under pressure
- Also available w/Sta-Lok II Cam Arms
- Pad-lok Feature
- Available thread sizes: 1 1/2", 2", 3" & 4"



Size	Coupler	Pressure Rating	A	B	C	D	E	F	G	H	I
1 1/2"	MD15D	200 PSI	6.9	1.5	3.9	6.1	4.1	2.5	5.0	1 1/2" NPT	2.0
2"	MD20D	150 PSI	7.5	2.0	4.4	6.1	4.3	2.5	5.1	2" NPT	2.5
3"	MD30D	125 PSI	9.5	2.5	6.5	9.0	5.5	4.0	6.0	3" NPT	4.0
3" x 4"	MD30X40	125 PSI	9.5	2.5	6.5	9.0	5.5	4.0	6.2	4" NPT	4.0

